

# Meister Guides

★★★ KAMIAMAKUSA ★★★

Meister Guides provides various sightseeing experiences of culture, history, and nature in Kamiamakusa. You make a choice of your favorite activity or guide and have a deep experience.

## Our Meister Guides

Please choose the guide you prefer from **A1** ~ **G1**

### 《NOTES》

- In case of cancellation, please let us know by 4PM on the day before your visit.
- In case of bad weather, we might stop or cancel your tour to keep you safe.

※Other routes might be available to provide for you if you ask for.

### SIGHTSEEING

A1



I love Amakusa!

I am pleasure to guide Amakusa and show you the fascination of Amakusa.

Name	Reiko Yamashita
Strong Fields	Senganzan Mountain The History of Amakusa
Model Route & Time Schedule	<b>Michi-no-eki Sun Pearl ~ Amakusa Shiro Museum ~ Hanamizuki Park ~ Amakusa Whetstone</b>  〈1 hour〉 ※If you would like to know the history of Amakusa more, please let me know. <div></div>
Regarding to the Route	Mainly I will offer the history of Amakusa with fun. We go to <b>Amakusa Shiro Museum</b> first, and introduce Shiro Amakusa and tell you the flow of Western culture in Amakusa area. The next place is <b>Hanamizuki Park</b> where you look over Yushima, which has been told that Shiro had a conference before going for 'Shimabara - Amakusa Rebellion'. You will also see <b>Amakusa whetstone</b> around the area.
Rate	1 person <b>4,000 yen</b> 2~10 people <b>2,000 yen</b> per 1 person
Complimentary Service	Admission Fee of Amakusa Shiro Museum
Meeting Place	<b>Michi-no-eki Sun Pearl</b>
Available Days	Weekdays ※ For weekends or national holidays, please feel free to ask us.
Reviews	

A2




I am proud of the beautiful ocean and fresh fish of Yushima.

Yushima Radishes that I grew are fabulous!

Our cats and we are looking forward to seeing you soon in Yushima

Name	Reirei Takahashi
Strong Fields	Yushima
Model Route & Time Schedule	<p><b>Yushima Port ~ Suwa Shrine ~ Mine Park ~ Cats' Spots</b></p> <p><b>&lt;1.5 hours&gt;</b>            ※ You can take part in a Yushima Radish harvesting in winter.            - Option Plan            ※I'm fluent in Chinese.</p>
Regarding to the Route	<p>The first spot we are going is <b>Suwa Shrine</b>, built after 'Shimabara-Amakusa Rebellion'.</p> <p>The second spot is <b>Mine Park</b>.            On our way, you can have a time with our cats if you would like.</p>
Rate	<p>1 person <b>2,000 yen</b>            2~10 people <b>1,000 yen</b> per 1 person</p>
Complimentary Service	A cup of coffee at Bonyari Cafe
Meeting Place	<b>Yushima Port</b>
Available Days	Weekends or national holidays
Reviews	





A3



Yushima is a tropical island and has exotic atmosphere, offering fishing or swimming. I am pleasure to guide the history and fascination of Yushima. I will assist you to spend a wonderful time in Yushima

Name	Kazunori Watanabe
Strong Fields	Yushima
Model Route & Time Schedule	<p><b>Yushima Port ~ Lighthouse ~ Mine Park Suwa Shrine ~ Cats' Spots</b></p> <p><b>&lt;1.5 hours&gt;</b>            ※Other spots or experiences in Yushima are available if you would like.</p> <div>   </div>
Regarding to the Route	<p>Yushima is a small island, located in the middle of Ariake Sea and known for 'the cats' island' because of a number of cats. Its circumference is 4km and the population is 360 people. Time goes by slowly here. There are some historical places related to 'Shimabara-Amakusa Rebellion' and 'the Lighthouse in Love', recognized by Japan Romantic Association.</p>
Rate	<p>1 person <b>2,000 yen</b>            2~10 people <b>1,000 yen</b> per 1 person</p>
Complimentary Service	
Meeting Place	<b>Yushima Port</b>
Available Days	<p>Weekdays            ※ For weekends or national holidays, please feel free to ask us.</p>
Reviews	



A4

I have been taking photos of Kamiyamakusa for 4 years. I will guide you to the best sunset spots where nobody knows except local people here. For beginners I will lecture how to if necessary.


Name	Syozo Kimura
Strong Fields	Guiding to picturesque view spots for photos
Model Route & Time Schedule	Spring ... <a href="#">Mt. Senganzan</a> - 6PM Summer ... <a href="#">Flower Road</a> , <a href="#">Kushi Port</a> , <a href="#">Nokama Island</a> -7PM Autumn... <a href="#">Mt. Takabuto</a> , <a href="#">Kujira Road</a> -5PM Winter ... <a href="#">Yumiga-hama Beach</a> , <a href="#">Ebuto Port</a> - 5PM <b>&lt;1 hour&gt;</b> ※I'm fluent in English.
Regarding to the Route	Every season has its best spots for viewing sunsets in Kamiyamakusa. Fascinating sceneries such as beautiful sunsets sinking behind archipelago are beyond description. One complimentary soft drink is served for you. It would be a magnificent time to have a drink in spectacular sceneries.
Rate	1 person <b>2,000 yen</b> 2~10 people <b>1,000 yen</b> per 1 person
Complimentary Service	One complimentary soft drink
Meeting Place	<a href="#">Michi-no-eki Sun Pearl</a> or a designated place
Available Days	Weekends ※ For weekdays or national holidays, please feel free to ask us.
Reviews	





A5


I am 'Tora-san' of Amakusa, who is a hero of Japanese famous drama.

Name	Kyosuke Horiguchi
Strong Fields	Stroll around town
Model Route & Time Schedule	<p><a href="#">Mt. Senganzan</a> or <a href="#">Shiratake Forest Park</a></p> <p>〈1.5 hours〉 for each spot</p> <div>   </div>
Regarding to the Route	<p><a href="#">Mt. Senganzan</a> is known for its beautiful panoramic view and the place where Shiro Amakusa decided to rise in 'Amaksua-Shimabara Rebellion'. At the peak of the mountain, you'll find a rock which Shiro might sit down !</p> <p>The another course is <a href="#">Shiratake Forest Park</a>, comprised of ancient stratum with marshland and see valuable plants designated as a natural treasure.</p>
Rate	<p>1 person <b>3,000 yen</b></p> <p>2~5 people <b>2,000 yen</b> per 1 person</p>
Complimentary Service	A performance of 'Tora-san'
Meeting Place	a designated place
Available Days	Please contact us.
Reviews	





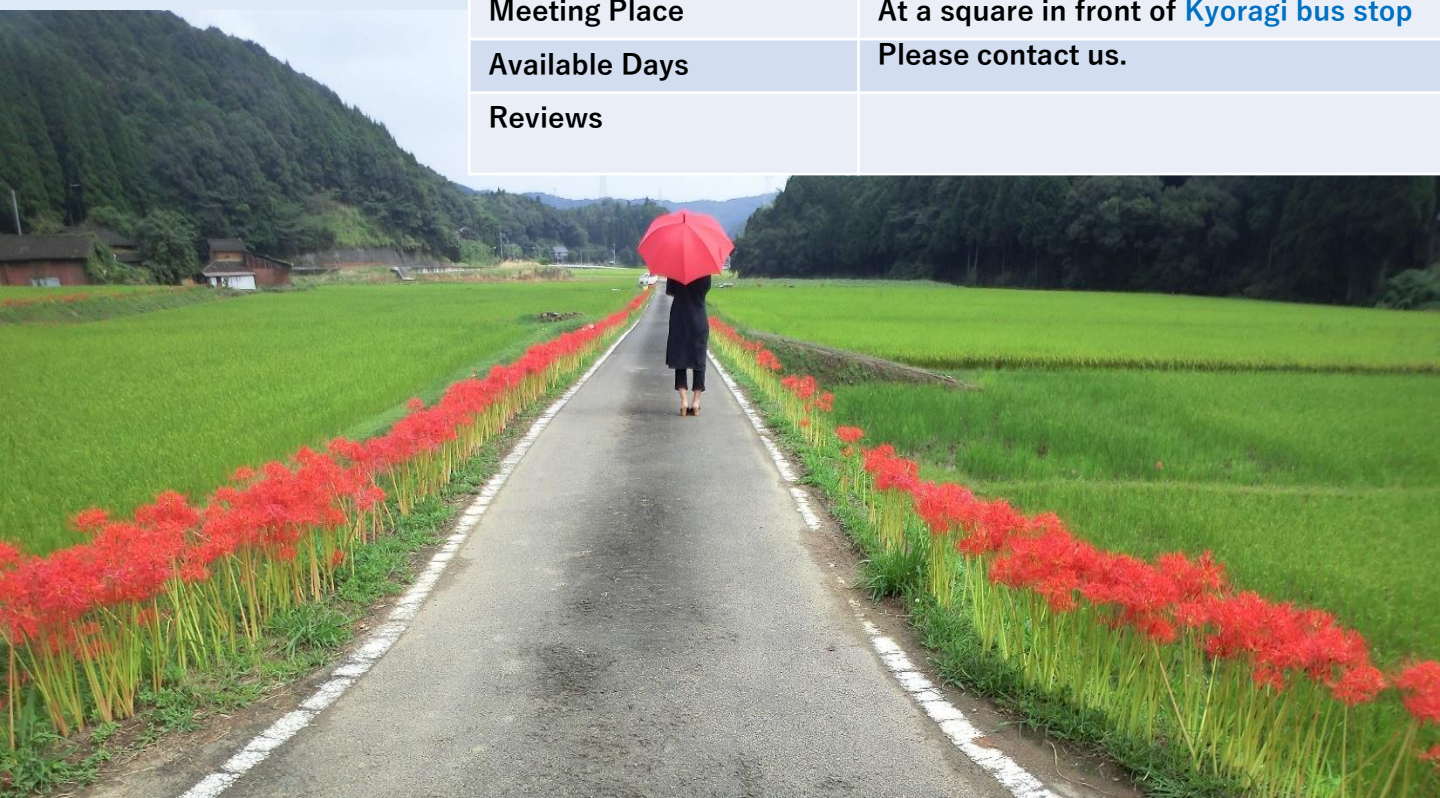


A6



I will guide historic sites and a mountain village in Kyoragi, Matushima town.

Name	Ryuichi Nagano
Strong Fields	Stroll around town
Model Route & Time Schedule	<p><a href="#">Kinshoji Temple</a> or <a href="#">Mountain Village in Kyoragi</a></p> <p>〈1.5 hours〉 for each spot</p> <div>   </div>
Regarding to the Route	<p><a href="#">Kinshoji</a> was built after ‘Amakusa-Shimabara Rebellion’ in 16<sup>th</sup> century. It is available to order vegetarian cuisine with Buen-sushi at <a href="#">Kinshoji</a>. At the end of March, ‘Cherry-blossom Festival in Kyoragi River’ is held and there are some performances on a stage and morning markets. After the season of cherry-blossom, you’ll see fireflies, Rice Field Art, and red spider lilies in a mountain village. You will be satisfied with a peaceful view.</p> <p>※Vegetarian cuisine with Buen-sushi : Add 2,000 yen per 1 person Reservation is available only for a group over 10 people.</p>
Rate	<p>1 person      <b>3,000 yen</b> 2~5 people    <b>2,000 yen</b> per 1 person</p>
Complimentary Service	
Meeting Place	At a square in front of <a href="#">Kyoragi bus stop</a>
Available Days	Please contact us.
Reviews	





A7




I will guide the best sightseeing spots in Matsushima area, such as some part of Kyushu Olle – Amakusa Matsushima Course.

Name	Yasuko Fukuda
Strong Fields	Stroll around Matsushima town
Model Route & Time Schedule	<p>Statue of Kannon and Dagoishi Stone at the start point of <a href="#">Kyushu Olle – Amakusa Matsushima Course</a>, Matsushima Town, Mt. Senganzan</p> <p>〈1~1.5 hour〉 for each spot</p> <div>   </div>
Regarding to the Route	Mainly I'll guide <a href="#">Kyushu Olle – Amakusa Matsushima Course</a> , such as <a href="#">Statue of Yodare Kannon</a> and <a href="#">Dagoishi Stone</a> before we start walking. <a href="#">Matsushima Town</a> and <a href="#">Mt. Senganzan</a> are also available to guide.
Rate	1 person <b>3,000 yen</b> 2~5 people <b>2,000 yen</b> per 1 person
Complimentary Service	
Meeting Place	At the start point of <a href="#">Kyushu Olle – Amakusa Matsushima Course</a> or parking lot of <a href="#">Mt. Senganzan</a>
Available Days	Please contact us.
Reviews	






A8



History, geopark, and so many things to guide for you.  
I look forward to having a wonderful time with you.

Name	Teruo Tsukamoto
Strong Fields	Stroll around Matsushima town
Model Route & Time Schedule	<p><a href="#">Mt. Senganzan</a> or <a href="#">Mt. Takabuto</a></p> <p>〈1~1.5 hours〉 for each spot</p> <div>   </div>
Regarding to the Route	<p>The lookout on the top of <a href="#">Mt. Senganzan</a> where Shiro Amakusa decided to rise in 'Amakusa-Shimabara Rebellion' in 16<sup>th</sup> century is a magnificent panoramic view of surrounding islands as well as a whole view of Amakusa Go-kyo (Amakusa's five bridges) which connects the islands. Beside the observatory, there is a rock still remained that Shiro might sit on. The scenery of the sunsets behind archipelago from <a href="#">Mt. Takabuto</a> is just fantastic.</p>
Rate	<p>1 person      <b>3,000 yen</b></p> <p>2~5 people    <b>2,000 yen</b> per 1 person</p>
Complimentary Service	
Meeting Place	At the parking lot of <a href="#">Mt. Senganzan</a> or <a href="#">Mt. Takabuto</a>
Available Days	Please contact us.
Reviews	







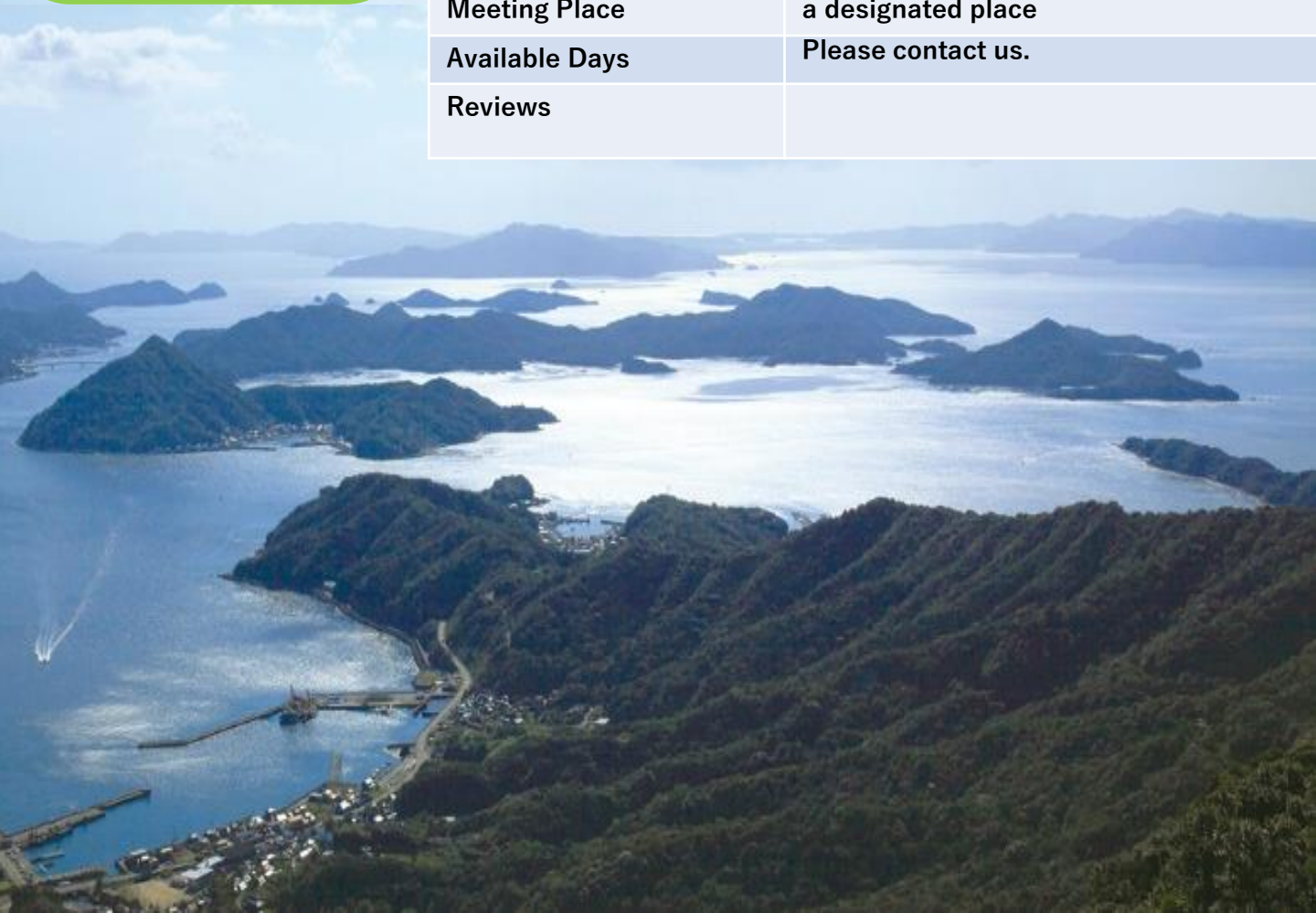
A9



I am fond of Ryugatake Amakusa.

I will guide the history and abundant nature of Amakusa.

Name	Sakae Kinoshita
Strong Fields	Stroll around Ryugatake town
Model Route & Time Schedule	<p>Mt. Ryugatake ~ Rice terraces The site of Daisyoya - The Yamadas ~ Kanjo-ji Temple ~ Kunugijima</p> <p>〈1~1.5 hours〉 for each spot</p> <div>   </div>
Regarding to the Route	<p>I will introduce the history of Ryugatake Amakusa and we head for historical places such as <a href="#">Kanjo-ji Temple</a>, built over 410 years ago. The next place is Myui Observatory, located at the peak of <a href="#">Mt. Ryugatake</a> and a part of national park of Amakusa which has fantastic view. The final place we ahead for is <a href="#">Rice terrace</a>.</p>
Rate	<p>1 person      <b>2,000 yen</b> 2~5 people    <b>1,200 yen</b> per 1 person</p>
Complimentary Service	
Meeting Place	a designated place
Available Days	Please contact us.
Reviews	





A10



I am assure myself of the ability to guide the history of Amakusa.

My hobby is karaoke. I sing a song as well as handling MC at Gokyo Festival.

Name	Mitsuko Shiroyama
Strong Fields	Stroll around town
Model Route & Time Schedule	<p>Amakusa Shiro Museum ~ the site of Amakusa Shiro Church ~ Nakamura Suwa Shrine ~ the site of Oyano Castle ~ Amakusa Shiro Museum</p> <p>〈1.5~2 hours〉 for each spot</p> <div>   </div>
Regarding to the Route	We are going to trace the history of Amakusa, such as the arrival of western culture, 'Amakusa-Shimabara Rebellion', social reform uprising of Amakusa, and the site of <a href="#">Oyano Castle</a> , owned by Oyano clan who is one of 'Five of Amaksua'.
Rate	<p>1 person      2,000 yen</p> <p>2~5 people    1,200 yen per 1 person</p>
Complimentary Service	
Meeting Place	At the parking lot of <a href="#">Amakusa Shiro Museum</a>
Available Days	Please contact us.
Reviews	





B1



I regularly ride a bike around here and I will take you to a wonderful cycling course.

I look forward to seeing you soon.

Name	Satoshi Onishi
Strong Fields	Cycling
Model Route & Time Schedule	<p>Matsushima Comprehensive Center 'AROMA' ~ Family Shop 'UENO' ~ KOJIMA Park in Himedo ~ Matsushima Comprehensive Center 'AROMA'</p> <p>〈2 hours〉</p> <p>※Please let me know in advance if you prefer another cycling course.</p>
Regarding to the Route	We are going to ride a bike with soothing sea breeze on the seaside of Yatsushiro Sea. On our way, we will have a famous Japanese croquette, 'Korokke' at Family Shop 'UENO'.
Rate	1 person 4,000 yen 2~5 people 3,000 yen per 1 person ※Add 2,000 yen for rent a bike
Complimentary Service	A famous Japanese croquette 'Korokke' at Family Shop 'UENO'
Meeting Place	Matsushima Comprehensive Center 'AROMA'
Available Days	Weekdays ※For weekends or national holidays, please feel free to ask us.
Reviews	





B2



There are not so many cars on this route, so that it's comfortable to ride even if you were a beginner.

Name	Yukari Shiromi
Strong Fields	Cycling
Model Route & Time Schedule	<p><a href="#">Michi-no-eki Sun Pearl</a> ~ <a href="#">Iwa-Ohashi Bridge</a> ~ <a href="#">Kujirado Street</a> ~ <a href="#">Michi-no-eki Sun Pearl</a></p> <p>〈2 hours〉            ※Please let me know in advance if you prefer other cycling courses.</p>
Regarding to the Route	<p>We are going to ride a bike on the bridge and enjoy the picturesque view. On our way, I will introduce some nice photo spots and you take a break at a yummy bakery.  <a href="#">Kujirado Street</a> is the next spot we head for and is known as a beautiful sunset spot.</p>
Rate	<p>1 person <b>4,000 yen</b>            2~5 people <b>3,000 yen</b> per 1 person            ※Add 2,000 yen for rent a bike</p>
Complimentary Service	Local Sweets
Meeting Place	<a href="#">Michi-no-eki Sun Pearl</a>
Available Days	<p>Weekdays            ※For weekends or national holidays, please feel free to ask us.</p>
Reviews	







B3




My hobby is triathlon.  
I was a person who  
used to have a  
metabolic syndrome  
15 years ago.  
I will guide the very  
attractive way to  
cycle.  
Please feel free to  
contact with us.

Name	Yasuoki Yamakawa
Strong Fields	"Cycle Exercise" which is well mixture of Cycling and Exercise
Model Route & Time Schedule	<p>(A) Light Exercise &lt;1.5 hours&gt; 10km Michi-no-eki Sun Pearl ⇄ Nokama Island</p> <p>(B) Medium Exercise &lt;2 hours&gt; 30km Michi-no-eki Sun Pearl ⇄ Iwajima Island – Round Tour</p> <p>(C) Full Exercise &lt;3 hours&gt; 40km Michi-no-eki Sun Pearl ⇄ Tobase Island– Round Tour</p> <p>※It is possible to change the route depend on your schedule or ability.</p> <div>   </div>
Regarding to the Route	<p>The field of your exercise would be in the middle of nature surrounding beautiful sea and mountains.</p> <p>"No more metabolic syndrome, but I've never tried cycling before . . .", "I'm not good at hard exercise . . . .</p> <p>"No worries! Whatever route you choose, this activity would provide you a dual-purpose effect of having a wonderful scenery and burning off calories with fun. You can choose your course noted above. Get energy from the nature in Amakusa by your five senses!</p>
Rate	<p>1 person 4,000 yen</p> <p>2~5 people 3,000 yen per 1 person</p> <p>※Add 2,000 yen for rent a bike</p>
Complimentary Service	Get smile, energy, and vitality for free !
Meeting Place	Michi-no-eki Sun Pearl or Maejima Island area
Available Days	Weekends ※For weekdays, please feel free to ask us.
Reviews	

C1

Beginners are also welcome. You will get a lesson how to paddle before we start.  
Please have a memorable time with your family or your friends!

Name	Hideteru Funahara (Funasshi)
Strong Fields	Sea Kayak
Model Route & Time Schedule	<p>We go kayaking around under <b>3<sup>rd</sup> and 4<sup>th</sup> bridges of Amakusa Gokyo (Five Bridges)</b> and stop by a shell island. Explore beautiful sea and island in Amakusa.</p> <p>a) AM 09:00~12:00 &lt;3 hours&gt; b) PM 01:00~04:00 &lt;3 hours&gt;</p> <div></div>
Regarding to the Route	<p>Sea Kayak is a type of canoe, which is a general term for a small paddling boat. It uses a paddle with blades at both ends for moving and steering. You will be amazed by the beautiful picturesque view of islands and ocean. Feel pleasant sea breeze and the wave sound with your five senses.</p> <p>※Please come with casual clothes which you would not mind getting wet.</p> <p>※You can check our HP from here. <a href="http://e-unplugged.jp/home/">http://e-unplugged.jp/home/</a></p>
Rate	<p>1 person <b>8,000 yen</b> for adults and children in elementary school and above ※Max 14 people in a group</p>
Complimentary Service	<ul style="list-style-type: none"><li>• No extra charge for renting kayaks</li><li>• We provide pictures during you are kayaking.</li></ul>
Meeting Place	<b>Mio Camino Amakusa</b>
Available Days	Weekdays, Weekends, National holidays
Reviews	








D1



The very attractive thing of trekking in Amakusa is climbing mountain with panoramic ocean views !

Name	Mayumi Takegawa
Strong Fields	Trekking
Model Route & Time Schedule	<p>(A) Taromarudake Mountain Course 〈3 hours〉</p> <p>(B) KYUSHU OLLE Amakusa Matsushima Course 〈5 hours〉</p>
	 
Regarding to the Route	The view of the islands over the sea while hiking in the mountain is very special and spectacular. Please enjoy the history of the mountain and so many kinds of flowers.
Rate	2 person      5,000 yen 3~5 people    2,000 yen per 1 person
Complimentary Service	1 soft drink
Meeting Place	At the start point of each course
Available Days	Please contact us.
Reviews	










Every season has different views to see in both courses. Let's enjoy trekking together!

✂ Taking in sign language is available.

Name	Hiroshi Yoshinaga
Strong Fields	Kyushu Olle Course
Model Route & Time Schedule	Kyushu Olle Amakusa-Iwajima Course <5 hours> Kyushu Olle Amakusa-Matsushima Course <5 hours>
Regarding to the Route	  <p>“Olle” started from Jeju island, Korea and its original meaning is “the small alley leading to house from street” as the dialect of Jeju. “Olle” is becoming a famous trekking course in Korea and Japan. There are two Olle courses in Kamiyamakusa. Enjoying the views of mountains and ocean together would be a very special experience to you.</p>
Rate	2 person 5,000 yen 3~5 people 2,000 yen per 1 person
Complimentary Service	1 soft drink
Meeting Place	At the start point of each course
Available Days	Please contact us.
Reviews	







E1



Please come and see here to recover from the fatigue of your daily life and get energy.  
“Fortune comes in at the merry gate 😊”

한국어 가이드도 가능합니다.  
연락주십시오. 같이 좋은 추억을 만들어볼까요?

Name	Akemi Moriuchi						
Strong Fields	※I am fluent in English and Korean. Any experiences are available to offer, such as only translating into English or Korean, calligraphy, or sightseeing. I will assist your best tour in Kamiamakusa.						
Model Route & Time Schedule	Calligraphy <2 hours> ⇒ Lunch ⇒ City Tour <2 hours> (example) Please contact us for the details.						
	 						
Regarding to the Route	After the consultation, I will set your route. Please feel free to contact me.						
Rate	(Ex: For 2 Hours) <table border="1"> <tr> <td>A: Translation</td><td>⇒ 3,000 yen</td></tr> <tr> <td>B: Translation + Guide</td><td>⇒ 3,000 yen</td></tr> <tr> <td>C: Calligraphy</td><td>⇒ 3,800 yen</td></tr> </table>	A: Translation	⇒ 3,000 yen	B: Translation + Guide	⇒ 3,000 yen	C: Calligraphy	⇒ 3,800 yen
A: Translation	⇒ 3,000 yen						
B: Translation + Guide	⇒ 3,000 yen						
C: Calligraphy	⇒ 3,800 yen						
Complimentary Service	B Course ⇒ 1 soft drink C Course ⇒ Japanese sweets & Japanese Tea, A calligraphy brush						
Meeting Place	Please contact us.						
Available Days	Please contact us. <a href="mailto:momoakemi0928@gmail.com">momoakemi0928@gmail.com</a>						
Reviews							



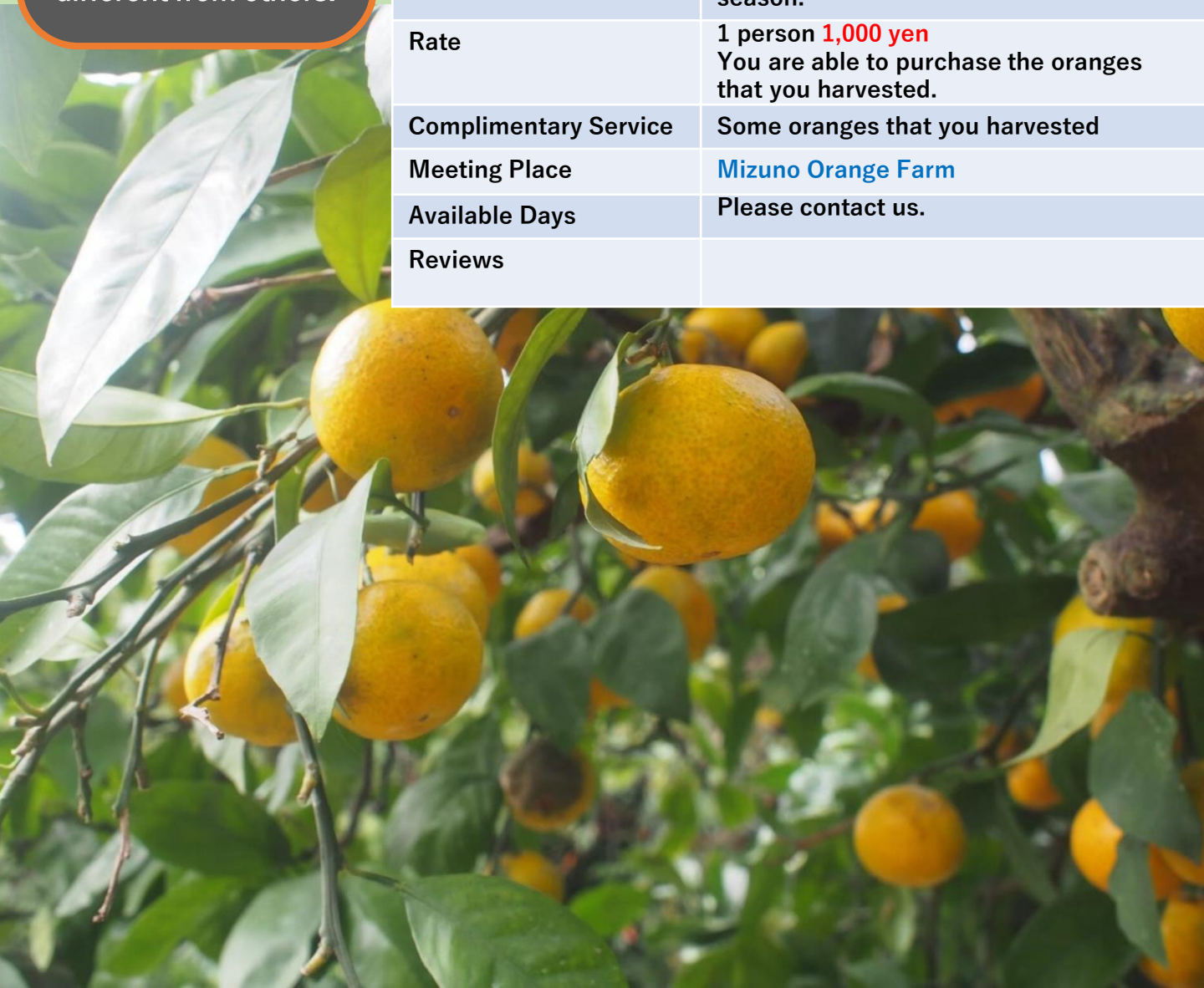



F1



Not only sweetness but also sourness is important for delicious fruits.  
Try our delicious “Mizuno Brand’s” oranges, and you will find out something different from others.



Name	Takeharu Mizuno
Strong Fields	Harvesting Oranges
The best time of the year for each orange	<ul style="list-style-type: none"> <li>• Paru-kan Orange - Feb～Mar</li> <li>• Amakusa Orange - Dec</li> <li>• Shiranuhi Orange - Feb～Apr</li> <li>• Amakusa Bankan Orange - Feb～Apr</li> <li>• Onshu-mikan Orange - Sep～Oct</li> </ul> <p>Regarding the start time, your request can be accepted.</p>
Regarding to our product	<ol style="list-style-type: none"> <li>1 Sweet &amp; Sour &amp; Juicy</li> <li>2 Keep waiting until oranges turn into the best condition</li> <li>3 We only make the one in its best season.</li> </ol>
Rate	1 person <b>1,000 yen</b> You are able to purchase the oranges that you harvested.
Complimentary Service	Some oranges that you harvested
Meeting Place	<a href="#">Mizuno Orange Farm</a>
Available Days	Please contact us.
Reviews	





**G1**


No experience needed!  
We are kindly guiding  
how to. Why don't you  
try various kind of  
fishing and make a  
good memory.  
Please feel free to  
contact us.

Name	Otohome - Maru
Strong Fields	Fishing on a boat
Time Schedule	<ul style="list-style-type: none"> <li>• Departure Time <b>5:00AM - 6:30AM</b></li> <li>• Arrival Time <b>12:00AM - 1:00PM</b></li> <li>• Required Time <b>3 to 5 hours</b></li> </ul> <p>※This schedule might be changed depend on the weather and the wave heights</p>
Regarding to fishing	  <p>Sea breams put the blue eye shadow on their eyelids, rockfish looks craggy, and gilthead dresses in a particularly gorgeous way . . . Abundant fish of Ariake Sea is waiting for you. Let's enjoy fishing!</p>
Rate	<ul style="list-style-type: none"> <li>• For sea breams 1 person <b>10,000 yen</b></li> <li>• Family Fishing (for small fish) 1 person <b>7,000 yen</b></li> </ul> <p>※MAX 11 people available</p>
Complimentary Service	Very special talk concerning fish.
Meeting Place	<a href="#">Hatonokama Port, Oyano Town</a>
Available Days	Please contact us.
Reviews	

